

Product Overview

CJX2i series AC Contactor with novel appearance and compact structure is suitable for using starting & controlling the AC motor frequently, switching on and off the circuit at a long distance. It is used in combination with thermal relay to compose a magnetic motor starter.

Standard: IEC 60947-1, IEC 60947-4-1.

Specifications

- Rated operation current(Ie): 9-95A ;
- Rated operation voltage(Ue): 220V~690V ;
- Rated insulation voltage: 690V ;
- Poles: 3P ;
- Installation: Din rail and screw installation

Operating and Installation Conditions

Type	Operating and Installation Conditions
Installation category	III
Pollution level	3
Certification	CE, CB, CCC, TUV
Protection degree	CJX2i-09~38: IP20; CJX2i-40~95: IP10
Ambient temperature	limit of temperature: -35°C~+70°C, normal temperature: -5°C~+40°C, The average no more than +35°C within 24 hours. If not in normal operating temperature range, please refer to "Instructions for abnormal environment"
Altitude	≤2000m
Ambient temperature	The maximum temperature of 70 degrees, the air relative humidity not exceed 50%, under lower temperature can allow for higher relative humidity. If the temperature is 20°C, the air relative humidity could up to 90%, Special measures should be taken for occasional condensation due to humidity changes.
Installation position	Inclination between installation surface and vertical surface should not exceed ±5°
Shock vibration	Products should be installed and used without significant shake, shock and vibration place.

Specifications

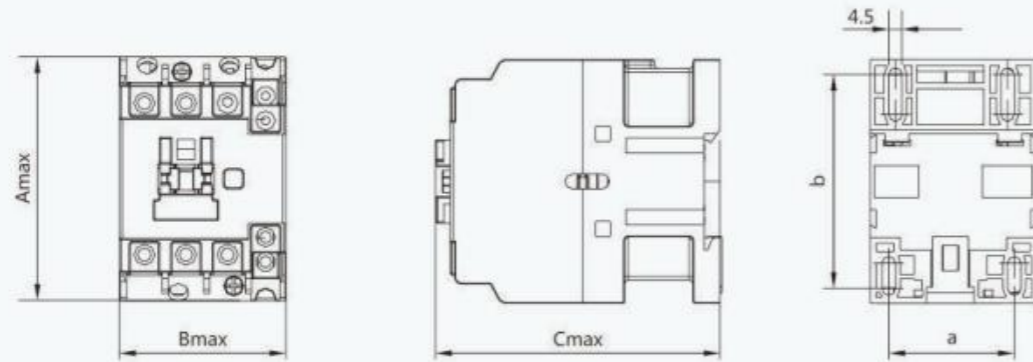
CJX2i Specifications



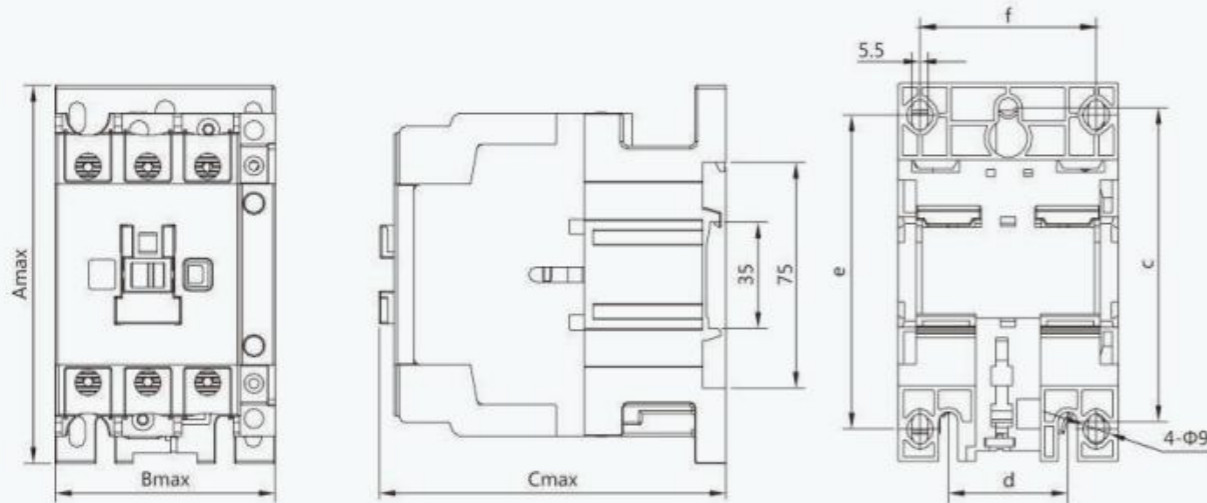
Type	CJX2i-09	CJX2i-12	CJX2i-18	CJX2i-25	CJX2i-32	CJX2i-38	CJX2i-40	CJX2i-50	CJX2i-65	CJX2i-80	CJX2i-95		
Main circuit characteristic													
Poles	3P												
Rated insulation voltage(Ui)	V 690												
Rated operating voltage(Ue)	V 380/400, 660/690												
Rated thermal current(Ith), AC-1	20	20	32	40	50	50	60	80	80	125	125		
Rated operation current(Ie)	AC-3,380/400V	A	9	12	18	25	32	38	40	50	65	80	95
	AC-3,660/690V	A	6.6	8.9	12	18	22	22	34	39	42	49	49
	AC-4,380/400V	A	3.5	5	7.7	8.5	12	14	18.5	24	28	37	44
	AC-4,660/690V	A	1.5	2	3.8	4.4	7.5	8.9	9	12	14	17.3	21.3
Rated operational power(Pe)	AC-3,380/400V	kW	4	5.5	7.5	11	15	18.5	18.5	22	30	37	45
	AC-3,660/690V	kW	5.5	7.5	10	15	18.5	18.5	30	33	37	45	45
	AC-4,380/400V	kW	1.5	2.2	3.3	4	5.4	5.5	7.5	11	15	18.5	22
	AC-4,660/690V	kW	1.1	1.5	3	3.7	5.5	6	7.5	10	11	15	18.5
Mechanical life	1200												
Electrical life	AC-3	10000 times	110				90				65		
	AC-4		22				17				11		
Frequency of operation	AC-3	times/hour	1200				600						
	AC-4		300				300						
Connecting capability of main circuit terminal													
Flexible wire	1 wire	mm ²	1...4			1.5...6			2.5...25			4...50	
No terminal	2 wire	mm ²	1...4			1.5...6			2.5...16			4...25	
Flexible wire	1 wire	mm ²	1...4			1...6			2.5...25			4...50	
With terminals	2 wire	mm ²	1...2.5			1...4			2.5...10			4...16	
Hard wire	1 wire	mm ²	1...4			1.5...6			1.5...10			2.5...25	
No terminal	2 wire	mm ²	1...4			1.5...			2.5...10			4...25	
Fastening torque	N-m		1.2			1.8			5			9	
Coil													
Rated control voltage(Us)	50Hz	V	24, 36, 48, 110, 127, 220/230, 240, 380/400, 415, 440										
	50/60Hz	V	24, 36, 48, 110, 127, 220/230, 240, 380/400, 415, 440										
Allowed control circuit voltage(Us)	Operation	V	Installation inclination angle ±22.5°: 85%~110%Us ; Installation inclination angle±5°: 70%~120%										
	Release	V	Installation inclination angle ±22.5°: 20%~75%Us ; Installation inclination angle±5°: 20%~65%										
Power consumption of coil	Actuation	VA	60			70			200			200	
	Keep	VA	6-9.5			6-9.5			15-20			15-20	
	Consumption	W	1-3			1-3			6-10			6-10	
Auxiliary contacts													
Auxiliary contacts specification	A		11										
Rated thermal current (Ith)	A		10										
Rated operating voltage (Ue)	AC	V	380										
	DC	V	220										
Rated control capacit	AC-15	VA	360										
	DC-13	W	33										
Certification	CCC, CE, TUV, CB												

Overall and Mounting

CJX2i-09~38



CJX2i-40~95



Type	Amax	Bmax	Cmax	a	b	c	d	e	f
CJX2i-09, 12, 18	74.5	45.5	85.5	35	50/60	-	-	-	-
CJX2i-25, 32, 38	83	56.5	97	40	50/70	-	-	-	-
CJX2i-40, 50, 65	127.5	74.5	117	-	-	105	40	100/110	59
CJX2i-80, 95	127.5	85.5	125.5	-	-	105	40	100/110	67

Specifications

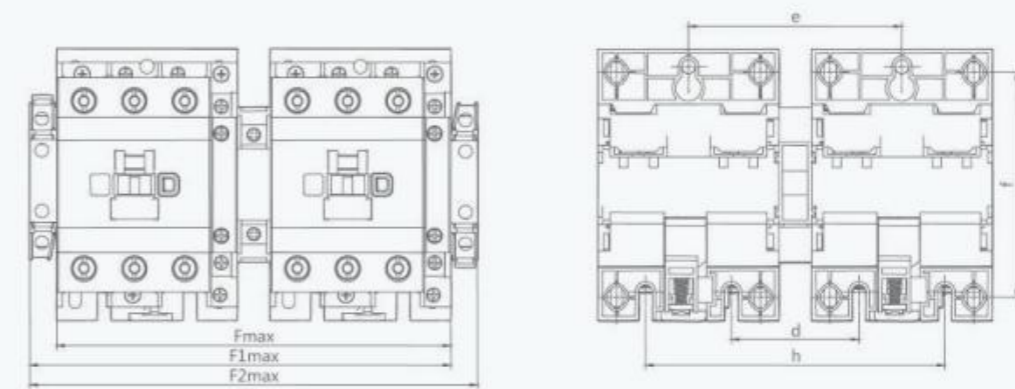
Type	Rated operation current(Ie)(A)	Rated thermal current (Ith)(A)	Rated operational power in category AC-3 (kW)	
			380V	660V
CJX2i-09N	9	20	4	5.5
CJX2i-12N	12	20	5.5	7.5
CJX2i-18N	18	32	7.5	10
CJX2i-25N	25	40	11	15
CJX2i-32N	32	50	15	18.5
CJX2i-38N	38	50	15	18.5
CJX2i-40N	40	50	18.5	30
CJX2i-50N	50	60	22	33
CJX2i-65N	65	80	30	37
CJX2i-80N	80	95	37	45
CJX2i-95N	95	95	45	55

Outline and installation dimensions

CJX2i-09~38N



CJX2i-40~95N



Type	Fmax	F1max	F2max	c	d	e	f	h
CJX2i-09N, 12N, 18N	107	120	131	60	25	60	50/60	95
CJX2i-25N, 32N, 38N	129	142	153	71	31.5	71	50/60	111.5
CJX2i-40N, 50N, 65N	163	180	193	-	50	90	100/110	130
CJX2i-80N, 95N	186	202	215	-	60	100	100/110	140